



IFC Adapter

Manual

ENGINEERED EFFICIENCY



Contact & information:

CAXperts GmbH
Carl-Zeiss-Ring 4
85737 Ismaning – Germany
P.: +49 89 96 97 72 0
F.: +49 89 96 97 72 11
E.: info@caxperts.com



Copyright

Copyright © 2002 CAXperts GmbH. All Rights Reserved.

Including software, file formats, and audiovisual displays; may be used pursuant to applicable software licence agreement; contains confidential and proprietary information of CAXperts and/or third parties which is protected by copyright law, trade secret law, and international treaty, and may not be provided or otherwise made available without proper authorization.

Restricted Rights Legend

Rights reserved under the copyright laws of the Federal Republic of Germany.

Warranties and Liabilities

All warranties given by CAXperts about equipment or software are set forth in your purchase contract, and nothing stated in, or implied by, this document or its contents shall be considered or deemed a modification or amendment of such warranties. CAXperts believes the information in this publication is accurate as of its publication date.

The information and the software discussed in this document are subject to change without notice and are subject to applicable technical product descriptions. CAXperts is not responsible for any error that may appear in this document.

The software discussed in this document is furnished under a licence and may be used or copied only in accordance with the terms of this licence. THE USER OF THE SOFTWARE IS EXPECTED TO MAKE THE FINAL EVALUATION AS TO THE USEFULNESS OF THE SOFTWARE IN HIS OWN ENVIRONMENT.

Trademarks

CAXperts is a registered trademark of CAXperts GmbH. Intergraph, the Intergraph logo, SmartSketch, FrameWorks, SmartPlant, INtools, MARIAN, PDS, IGDS, RIS and IntelliShip are registered trademarks of Intergraph Corporation. IGDS file formats ©1987-1994 Intergraph Corporation. Microsoft and Windows are registered trademarks of Microsoft Corporation. Bentley, the Bentley logo "B," and MicroStation are registered trademarks of Bentley Systems, Inc. ISOGEN is a registered trademark of Alias Limited. Other brands and product names are trademarks of their respective owners.

Contents

| | | |
|----------|--|-----------|
| 1 | Introduction..... | 4 |
| 1.1 | General conventions..... | 4 |
| | Typefaces..... | 4 |
| | Symbols..... | 4 |
| 2 | Installation..... | 5 |
| | Uninstall..... | 5 |
| | Setup command line (for administrators)..... | 5 |
| 2.1 | Licence..... | 5 |
| | Site licence (local)..... | 6 |
| | Floating (server) licence..... | 6 |
| 3 | Using IFC Adapter..... | 9 |
| 4 | Log files..... | 10 |
| 5 | Technical support..... | 10 |

1 Introduction

IFC Adapter captures graphics and attributes from Industry Foundation Classes (IFC) and stores it in a file (*.upvc). This file is used as input for CAXperts **UniversalPlantViewer** to generate WebViewer/3D PDF session.

1.1 General conventions




This document contains many visual cues to help you understand the meaning of certain words or phrases. The use of different fonts for different types of information allows you to scan the document for key concepts or commands. Symbols help abbreviate and identify commonly used words, phrases, or groups of related information

Typefaces

| | |
|-------------------------|---|
| <i>Italic</i> | Indicates a system response, which is an explanation of what the software is doing. For example, <i>The text is placed in the viewing plane.</i> |
| Bold | Indicates a command name, parameter name, or dialog box title. Command paths are shown using an arrow between command names. For example, Choose File → Open to load a new file. |
| Normal typewriter | Indicates an actual file or directory name. For example, The ASCII report is stored in the layout.rpt file. |
| Bold type-writer | Indicates what you literally type in. For example, Key in original.dat to load the ASCII file. |

Symbols

This document uses the following symbols to identify special information:

-  Note – important supplemental information.
-  Map or path – shows you how to get to a specific command or form.
-  More information – indicates there is additional or related information.

2 Installation

Requirements:

- Supported operating systems:
 - Microsoft Windows 7-10
 - Microsoft Windows 2008-2012R2
- Microsoft .NET Framework 4.0

Administrator rights are required on each computer to install CAXperts **IFC Adapter**. "Run as" is not supported.

Uninstall

To uninstall the software, select **Control panel** from the start menu. Then on large or small icon view, click **Programs and features**. If you are using category view, under **Programs**, click **Uninstall a program**.

Select the program you want to remove, and click Uninstall/Remove. Alternatively, right-click the program and select **Uninstall**.

Setup command line (for administrators)

The following command line options are supported by the installer:

/S:<<optional ini file>>

Allow an install to be run in silent mode. As a result, no screens or dialogs will be shown.

This command line option also has an optional INI file that can be passed containing session variable values. For example:

```
"C:\output\setup.exe" "/S:C:\setupvars.ini"
```

This will cause the session variables in the INI file to be used for the setup. The INI file should be in the format:

```
[SetupValues]
```

```
%AppFolder%=C:\Program Files\MyProduct
```

/U:<<XML config file>>

This command line option must be used when calling the uninstall program from the command line. This command also has an optional XML file that can be passed containing session variable values. For example:

```
"C:\Program Files\MyProduct\uninstall.exe" "/U:C:\Program Files\MyProduct\irunin.xml"
```

2.1 Licence

CAXperts software supports two types of licences:

Site licence (local)

Domain based licences are restricted to machines within a 5 miles (8 kilometres) radius at a specific geographic location (building) for which the licence key file was issued for. There is no limitation regarding the number of users or machines.


CAXperts will need your **Current domain name** to issue a licence file (.lic).


The licence file has to be stored on a local or network location accessible by the machine running the CAXperts product; a licence server is not required.


The location of the licence file should be defined on every machine with the CAXperts product installed, which can be done

- Either by setting the environment variable
CAXPERTS_LICENSE_FILE=C:\Program Files (x86)\CAXperts\Licensing\
- Or by setting the registry key
HKEY_CURRENT_USER\Software\FLEXlm License
Manager\CAXPERTS_LICENSE_FILE=C:\Program Files
(x86)\CAXperts\Licensing\

Multiple licence key file locations should be separated by semicolons (“;”).


 Note: If the licence key file location is not defined, “C:\Program Files (x86)\CAXperts\Licensing\” is used

 Note: The licence key file may be renamed (including the extension). The CAXperts product will check the content of all files in the licence folder(s) for valid keys.

 Note: Changes to the key path (in the environment variable or registry key) are read during the next start of the CAXperts product.

Floating (server) licence

Floating licences require a FlexNET server (ladmin or lmgrd) accessible by the machine running the CAXperts product. The licence key file is typically located on the FlexNET server machine. The licence key file defines the maximum number of seats which can be used at the same time.

 Note: Every running instance of the CAXperts software product will require one seat, no matter if the application is running multiple times on the same or different machine(s).


New instances can only be started as long as seats are available and the FlexNET server is accessible.

The location of the licence server must be defined on every machine with the CAXperts product installed, which can be done

- Either by setting the environment variable
CAXPERTS_LICENSE_FILE=@YourServerName
- Or by setting the registry key
HKEY_CURRENT_USER\Software\FLEXlm License
Manager\CAXPERTS_LICENSE_FILE=@YourServerName

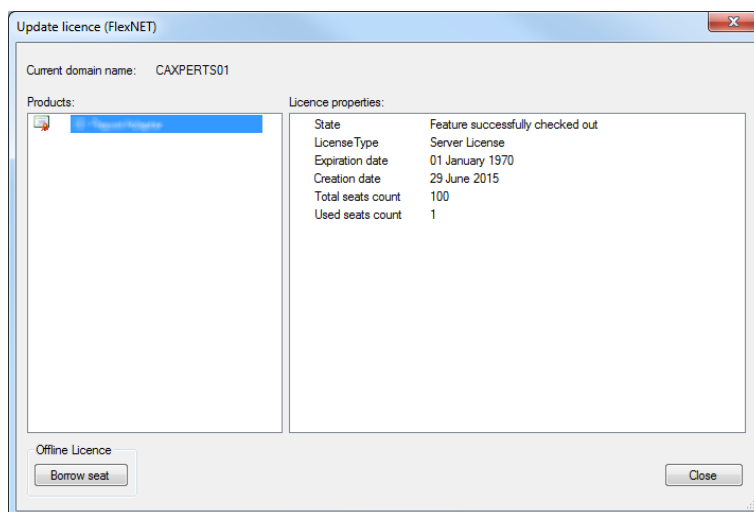
Every computer name must be preceded by the @ symbol. Multiple licence server locations should be separated by semicolons (“;”).

YourServerName is the Windows computer name of the machine running Imadmin (FlexNET server). If Imadmin is running on a non-default port, the port number should be defined like this: port@ YourServerName.

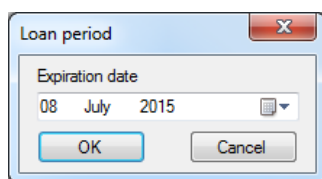
 **Note:** Changes to the server path (in the environment variable or registry key) are read during the next start of the CAXperts product.

Borrowed licences

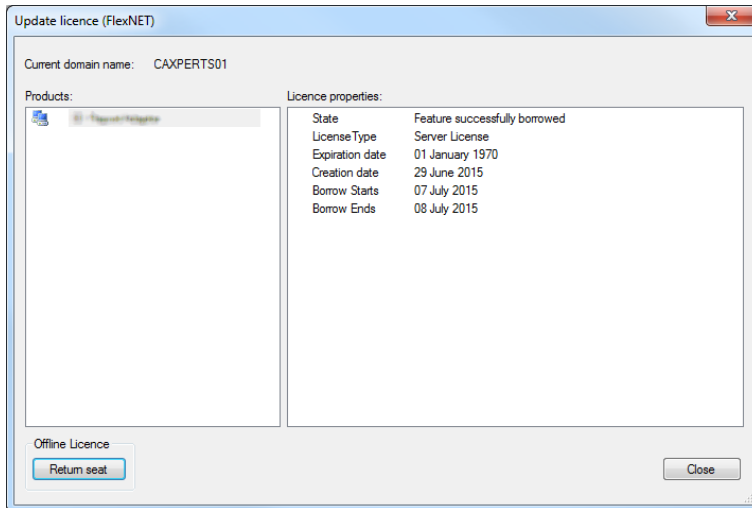
Licence seats can be borrowed for a period of time from the server and saved to the local machine. Once the seat has been borrowed the CAXperts application can be used without any connection to the FlexNET server.




To borrow a licence seat press the **Borrow seat** button, define the loan period (up to 7 days) and press OK. When the borrowed seat expires it gets automatically returned back to the FlexNET server.



The seat can be returned earlier by pressing the **Return borrowed seat** button.



 Note: Without a valid licence file the software will run in demo mode.

3 Using IFC Adapter

Start **IFC Adapter** and select an **input file**. These input types are supported:

- *.ifc – Industry Foundation Classes (IFC2X3 and IFC4 are supported)



Target UPVC File: defines the path to the *.upvc output file. The file contains all required information (like graphics or attributes) in order to generate WebViewer or 3D PDF output using **UniversalPlant Viewer**.

4 Log files

The software creates log files in the local TEMP directory (e.g. “C:\Temp\IFC Adapter\”. The user can also open these files by double-clicking on the CAXperts **IFC Adapter** status bar:

```

2016-05-20_093559_IFC Adapter.log - Notepad
File Edit Format View Help
[05/20/2016 09:35:59 [10] INFO - Application started...
*****
*           CAXperts GmbH           *
*           Carl-Zeiss-Ring 4       *
*           85737 Ismaning (near Munich) *
*           GERMANY                 *
*           *                       *
* Phone:      +49 (89) 96 97 72 0   *
* Fax:        +49 (89) 96 97 72 11  *
* URI:        http://www.CAXperts.com *
*           *                       *
* Application: IFC Adapter          *
* Path:        C:\Devel\IFC Adapter\Main\IFC Adapter\IFC Adapter\bin\Debug\IFC Adapter.EXE *
* Version:     1.0.1605.902         *
* Platform:   x64                  *
* Date:       5/20/2016 9:35:54 AM  *
* Size:       46,592 Bytes         *
*           *                       *
*****
OSFullName=Microsoft Windows 10 Pro
OSPlatform=Win32NT
OSVersion=6.2.9200.0
AvailablePhysicalMemory=10,421,071,872 Bytes
*****
__COMPAT_LAYER=Installer
ALLUSERSPROFILE=C:\ProgramData
APPDATA=C:\Users\wv\AppData\Roaming
CommonProgramFiles(x86)=C:\Program Files (x86)\Common Files
CommonProgramFiles=C:\Program Files\Common Files
CommonProgramW6432=C:\Program Files\Common Files
COMPUTERNAME=CAXN002
ComSpec=C:\WINDOWS\system32\cmd.exe
Ln 1, Col 1
    
```

5 Technical support

Need more help? Contact CAXperts support by email, online, or phone:

[mailto: support@caxperts.com](mailto:support@caxperts.com)

www.caxperts.com